



Designation: F3325 – 20

## Standard Specification for Leg-Protective Devices for Chainsaw Users<sup>1</sup>

This standard is issued under the fixed designation F3325; the number immediately following the designation indicates the year of original adoption or, in the case of revision, the year of last revision. A number in parentheses indicates the year of last reappraisal. A superscript epsilon ( $\epsilon$ ) indicates an editorial change since the last revision or reappraisal.

### 1. Scope

1.1 This specification specifies minimum requirements for the design, performance, testing, and certification of protective clothing and protective devices designed to provide cut resistance protection to the legs of operators of power chainsaws.<sup>2</sup>

1.2 The objective of this specification is to prescribe fit, function, and performance criteria for protective clothing and protective devices that, when worn by chainsaw operators, are intended to reduce the severity of leg injuries caused by contact with a running power saw chain.

1.3 This standard is not intended to serve as a detailed manufacturing or purchasing specification, but can be referenced in purchase contracts to ensure that minimum performance requirements are met.

1.4 Controlled laboratory tests used to determine compliance with the performance requirements of this standard shall not be deemed as establishing performance levels for all situations to which chainsaw operators may be exposed.

1.5 Mandatory requirements are indicated by the use of “shall”; recommendations and advisory information are indicated by the use of “should.”

1.6 *This international standard was developed in accordance with internationally recognized principles on standardization established in the Decision on Principles for the Development of International Standards, Guides and Recommendations issued by the World Trade Organization Technical Barriers to Trade (TBT) Committee.*

### 2. Terminology

#### 2.1 Definitions:

2.1.1 *approve, v*—to be acceptable to the authority having jurisdiction.

2.1.2 *authority having jurisdiction, n*—the organization, office, or individual responsible for approving any equipment, installation, or procedure.

<sup>1</sup> This specification is under the jurisdiction of ASTM Committee F23 on Personal Protective Clothing and Equipment and is the direct responsibility of Subcommittee F23.20 on Physical.

Current edition approved Jan. 1, 2020. Published February 2020. Originally approved in 2018. Last previous edition approved in 2019 as F3325 – 19. DOI: 10.1520/F3325-20.

<sup>2</sup> This was developed as a replacement for the archived CAN/BNQ 1923-450.

2.1.2.1 *Discussion*—The term *authority having jurisdiction* is used in this document in a broad manner, since jurisdictions and the responsibilities of approval agencies vary.

2.1.3 *certification, n*—a system whereby an organization determines that a manufacturer has demonstrated the ability to make a product that complies with the requirements of the specification, authorizes the manufacturer to use a label on products that comply with the requirements of the specification, and conducts a follow-up to verify the methods the manufacturer uses to determine compliance with the requirements of this specification.

2.1.4 *certification organization, n*—an independent, third-party organization that determines product compliance with the requirements of the specification with a labeling and listing follow-up program.

2.1.5 *chainsaw, n*—a portable, power-operated tool used for cutting wood that has cutters linked in a chain.

2.1.6 *chain speed, n*—the speed of synchronized movement of linked cutters around a guide bar and sprocket.

2.1.7 *chain stop, n*—for *chainsaw cut resistance*, the resulting action when a material clogs (jams) the drive sprocket or slows the speed sufficiently to prevent advancement of the saw chain.

2.1.8 *cut resistance, n*—in *chainsaw testing*, the ability of a material, while in contact with the linked cutters, to resist cut-through by the cutters of a moving saw chain, independent of either jamming or chain stop.

2.1.9 *cut-through, n*—for *chainsaw cut resistance*, the action of a running chainsaw after complete breakthrough of either protective garment or protective device.

2.1.10 *cut-through time, n*—for *chainsaw cut resistance*, the time required for a running saw chain to effect complete breakthrough of a protective garment or protective device.

2.1.11 *follow-up program, n*—the sampling, inspection, tests, or other measures conducted by the certification organization on a periodic basis to determine the continued compliance of products that are being made by the manufacturer to the requirements of the standard specification.

2.1.12 *jamming, n*—for *chainsaw cut resistance*, the clogging action manifested by a protective garment that can produce a chain stop.

2.1.13 *label, v—for protective clothing*, to attach a symbol or other identifying mark, the use of which has been authorized by a certification organization.

2.1.14 *list, v—for protective clothing*, to publish a register of equipment or materials that have been verified by a certification organization as being acceptable and meeting the requirements of standard specifications.

2.1.14.1 *Discussion*—The means for identifying listed equipment may vary for each organization concerned with product evaluation, some of which do not recognize equipment as listed unless it is also labeled. The authority having jurisdiction should utilize the system employed by the certification organization to identify a listed product.

2.1.15 *protective chaps, n—for chainsaw cut protection*, a protective device normally worn outside the trousers that is secured around the legs and waist.

2.1.16 *protective clothing, n*—an item of clothing that is specifically designed and constructed for the intended purpose of isolating all or part of the body from a potential hazard, or isolating the external environment from contamination by the wearer of the clothing.

2.1.16.1 *Discussion*—For chainsaw cut-resistant protective clothing, the potential hazard is exposure to a running power saw chain.

2.1.17 *protective device, n—for chainsaw cut resistance*, an article of personal protective equipment that augments other equipment and is worn for the purpose of providing limited protection from injury due to contact with a moving power saw chain.

2.1.17.1 *Discussion*—Examples of protective devices for leg protection include protective chaps, protective leggings, and protective pants.

2.1.18 *protective legging, n—for chainsaw cut resistance*, a protective garment with independent legs normally worn outside the trousers.

2.1.19 *protective pant, n—for chainsaw cut resistance*, a trouser-style protective garment in which the protective material is permanently attached to the garment.

2.1.20 *saw chain, n*—closed loop of cutters linked together for use in a portable, power-operated tool.

2.1.21 *threshold stopping speed, n*—chain speed that results in a 5-mm (1/4-in.) cut in the bottom layer of the protective pad liner in a chainsaw leg-protective device.

2.1.21.1 *Discussion*—This value establishes the relationship between the probability of cutting through the chainsaw leg-protective clothing (or foot-protective device) and the speed of the saw chain. For lower chain speeds, the probability of cut-through approaches zero, while for higher chain speeds, the probability of cut-through approaches one.

### 3. Materials and Manufacture

3.1 Protective clothing and protective devices shall be constructed of materials that are sufficiently flexible to adapt to the shape of the leg. Protective garments or protective devices should remain functional and effective throughout seasonal climatic variations.

3.2 Protective clothing and protective devices shall be constructed to be lightweight and flexible enough so as not to severely restrict movement of the leg.

3.3 Protective garments or protective devices shall be constructed of materials that offer protection as stipulated in Section 4 and that do not impede normal maneuverability or capability to perform the intended task. Protective garments or protective devices should retain their shape and function when wet.

3.4 The workmanship in the production and assembly of the protective clothing or protective device, and any associated clothing or restraining material, shall be such that the protective pad is permanently attached to the protective clothing.

3.5 Protective clothing or protective devices shall be free of defects or imperfections that could detract from their function or performance. All hardware on protective clothing or protective devices should be free of rough spots, burrs, or sharp edges.

### 4. Areas of Protection

4.1 The means of maintaining the protective clothing or protective device in the intended position is considered part of the protective clothing. Protective garments or protective devices shall have an adequate means to keep them securely fastened around the waist and legs.

4.2 Protective garments and protective devices shall protect a minimum area as described below:

#### 4.2.1 *Pants/Trousers Classes:*

4.2.1.1 *Class A*—The protective pad shall have a minimum length of 686 mm (27 in.) and extend from the crotch to a point no more than 75 mm (3 in.) above the bottom of the pant leg, as well as rear coverage of the leg as shown in Fig. 1. The front pad covers from side seam to inner seam on the front, and the calf coverage shall be a minimum of 305 mm (12 in.) on the rear.

NOTE 1—Should the inseam length be less than 686 mm (27 in.), then the pad may extend above the crotch.

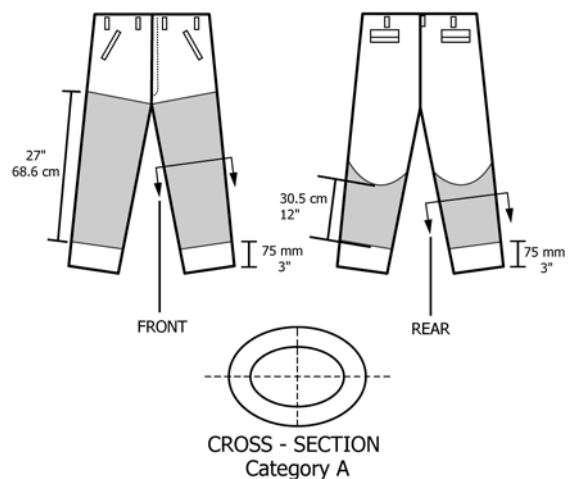


FIG. 1 Class A Protective Pad

4.2.1.2 *Class B*—The front protective pad shall have a minimum length of 686 mm (27 in.) and extend from the crotch to a point no more than 75 mm (3 in.) above the bottom of the pant leg, as shown in Fig. 2.

NOTE 2—Should the inseam length be less than 686 mm (27 in.), then the pad may extend above the crotch.

4.2.1.3 *Class C*—The protective pad shall cover at least 3.142 rad (180°) across the frontal arc of each leg, plus an additional 0.524 rad (30°) or 100 mm (4 in.) on the left side of both legs. The top of the extended coverage area, adjacent to the crotch, may be trimmed to an angle not to exceed 0.785 rad (45°) downward in the back of the left leg, and at an angle not to exceed 1.134 rad (65°) in the back of the right leg. The protective pad shall overlap the boot top by at least 50 mm (2 in.) as worn on the user. See Fig. 3.

NOTE 3—Should the inseam length be less than 686 mm (27 in.), then the pad may extend above the crotch.

4.2.1.4 *Class D*—The protective pad shall cover, at a minimum, the areas specified in Fig. 4. The protective pad shall cover at least 3.142 rad (180°) across the frontal arc of each leg, plus an additional 0.524 rad (30°) or 100 mm (4 in.) on the left side of both legs. The top of the extended coverage area, adjacent to the crotch, may be trimmed to an angle not to exceed 0.785 rad (45°) downward in the back of the left leg, and at an angle not to exceed 1.134 rad (65°) in the back of the right leg. The protective pad shall overlap the boot top by at least 50 mm (2 in.) as worn on the user. The pad coverage shall also extend to cover the calf area of the pant beyond the extra 100 mm (4 in.) to the left of each leg and shall also cover a minimum 306 mm (12 in.) vertically in the calf area of the rear pant as per Fig. 4.

NOTE 4—Should the inseam length be less than 686 mm (27 in.), then the pad may extend above the crotch.

4.3 Chaps and Leggings:

4.3.1 Chaps and leggings shall be at least 686 mm (27 in.) in length and be of a Class A, B, C, or D pad type. The minimum protective pad dimensions and locations shall comply with Fig. 5, Fig. 6, Fig. 7, or Fig. 8.

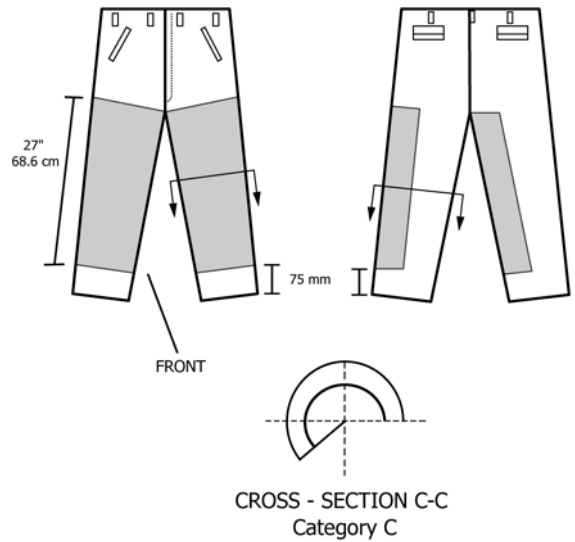


FIG. 3 Class C Protective Pad

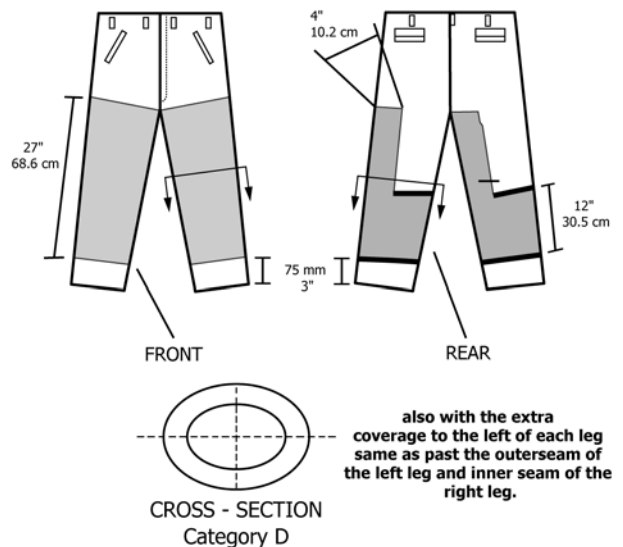


FIG. 4 Class D Protective Pad

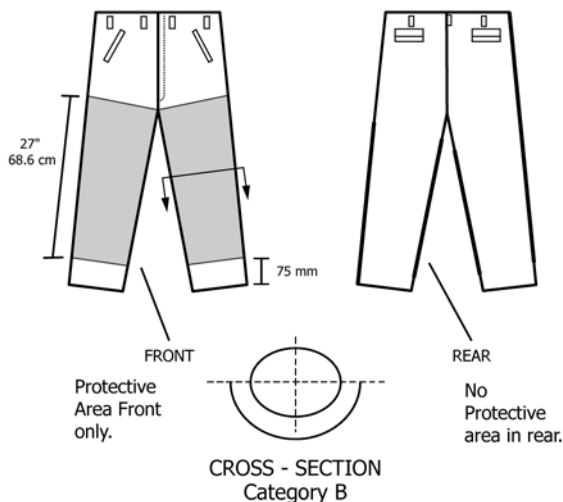


FIG. 2 Class B Protective Pad

4.3.2 Chaps and leggings shall be provided with permanently attached means to fasten them around the waist and legs as shown in Figs. 9 and 10.

5. Inspection and Performance Testing

5.1 Inspection:

5.1.1 Sampling levels for testing and inspection shall be established by the certification organization and the manufacturer to ensure to a reasonable and acceptable confidence level that products certified to standard are compliant.

5.1.2 Inspection for determining compliance with any design requirements specified in this standard shall be performed on a completed garment.

5.1.3 Testing for determining material and component compliance with the requirements specified in this standard shall be performed on samples that are no better than components used in the actual construction of the protective clothing. The